


GET READY FOR YOUR INTERVIEW

5 TIPS




01 Look your best!

We recommend that you dress exactly as you would if you were meeting for a traditional face-to-face interview with this company. This would include a jacket if you are a male and a nice blouse if you're a woman.

02 PICK A GOOD SPOT

A good spot to do your interview is:

- Quiet, no noise from the street or friends/family in another room
- Close to an outlet to charge your computer, so it won't die during the interview
- Good internet reception, to have the best possible connection
- A neutral background that won't distract during the interview
- Good light, natural or artificial so the interviewer can see you



TIP: place a source of light in front of you, and avoid sources of bright light (i.e. windows) directly behind you, as this can make it hard to see your face.



03 CHECK THE TECHNOLOGY



Your computer is powered or fully charged



You are connected to the internet




Log in to the video interview tool (e.g. Skype or other platform)




Do you look good on screen? (change position if needed)

Check your:



Sound



Webcam

04 REMEMBER



Look into the camera! (not your screen while speaking to your interviewer)

- * Try to make eye contact
- * Keep on smiling
- * Sit up straight

&




Don't panic if the connection is slow or drops out!

- * Ask your interviewer to repeat the question if you didn't understand the question
- * Ask if the interviewer heard your answer if in doubt
- * Dial back in or reconnect to the interview tool

05

Be logged on 5 minutes prior to your interview.



**TALENT BEYOND
—BOUNDARIES—**

GOOD LUCK!